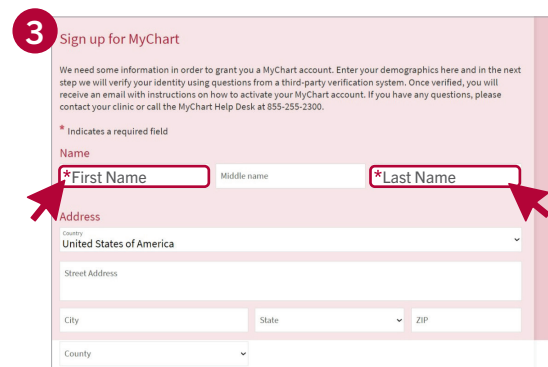
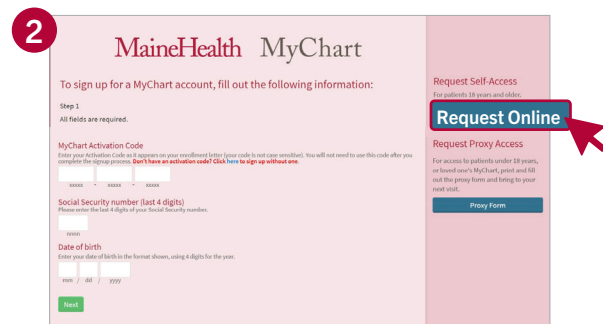
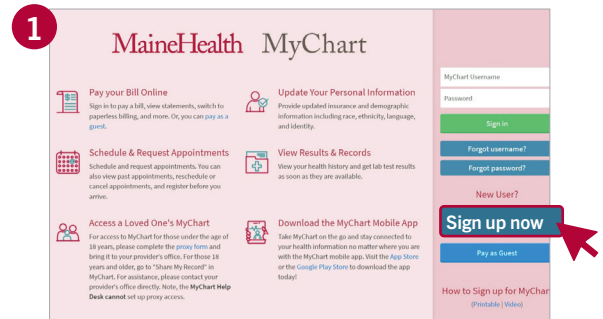


MyChart is a secure, online tool that lets you connect with your MaineHealth provider and see your health information online. It is free and easy to use, and you have access 24 hours a day from your computer, tablet, iPhone or Android.

To Sign up for MyChart, follow these steps:

1. Go to the MaineHealth MyChart webpage: <https://mychart.mainehealth.org> Click the blue “Sign Up Now” button.
2. If you have had a recent visit and have an access code, fill in the fields on the page. If you do not have an access code, click the Request Online button. This allows you to self-activate your account.
3. On this page, enter in as much information as you can, the more the better. This helps with the next steps when you certify your information. **Required fields are marked with ***



IMPORTANT: If you currently have an active MyChart or if the system is not able to verify your information, you will get one of these messages with instructions on what to do.

Oops! Something is not right here...

There is an existing account for this person.
From the login page, click "Forgot MyChart Username?" or "Forgot Password?" to access this account.

[Back to Login Page](#)

Unable to Verify Your Identity

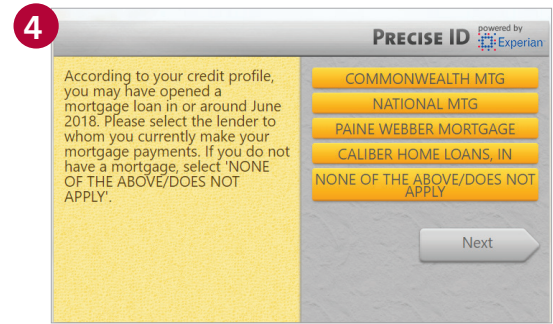
We are unable to activate a MaineHealth MyChart account for you because the identifying information you provided did not match in our system. If you have questions or need assistance to sign up, please contact your provider's office or Health Information Management at [Medical Records](#) or call Health Information Management at (207) 662-2211. You will need to confirm identifying information including your name, date of birth, social security number, and email address.

[Back to Login Page](#)

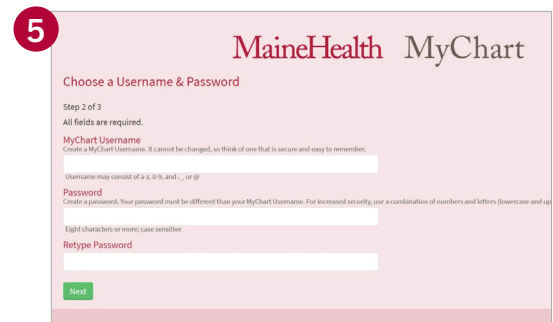
4. Next you will be asked to answer some questions to confirm your identity and to make sure your account is secure. These questions are created through a third party program used to help with this self-sign-up process. The questions asked will change and will not be the same for everyone. Some examples of what you may be asked about are:

- Your age
- A current or previous employer
- An old phone number

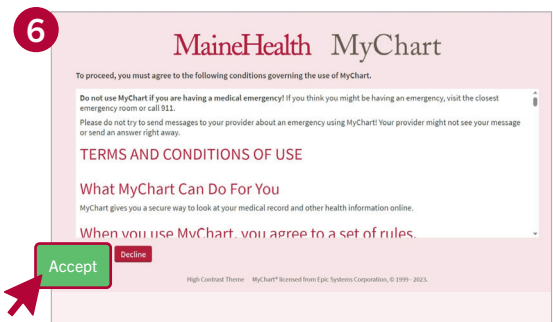
There is always an option to choose: None of the above.



5. Once you have finished answering the questions correctly, you will be asked to choose a user name and password. You will use these to log into your MyChart account. Be sure to write down your username and password and keep it somewhere safe.



6. The last step is to review and accept the Terms and Conditions. You will need to click the green “accept” button. You will then be logged into your account.



If you need help, please call the MyChart Help Desk: 855-255-2300